



**Electrolux**  
PROFESSIONAL

## Standard Preparation 1200 mm Sink with 1 Bowl - Left Drain

ITEM # \_\_\_\_\_

MODEL # \_\_\_\_\_

NAME # \_\_\_\_\_

SIS # \_\_\_\_\_

AIA # \_\_\_\_\_



132805 (LG1216SXP)

Sink Unit with 1 bowl  
600x500mm and left hand  
drainer, 1200mm

### Short Form Specification

#### Item No. \_\_\_\_\_

"Made from 304 AISI stainless steel. The 50mm high worktop in 304 AISI stainless steel, 1mm in thickness, is sound-deadened and has an overflow rim and welded corners. Integral rearupstand, h=100mm, with 10mm radius. All-round apron. Square section legs 40x40mm on 1" height-adjustable feet (+/-20mm).

Bowl mm600x500x300h with overflow pipe and 2" drain hole; left hand drainer."

### Construction

- 50 mm worktop in 304 AISI stainless steel, 10/10 in thickness with overflow rim along the top.
- Square section legs and 40 mm height-adjustable feet in 304 AISI stainless steel.
- Sink tops easily slotted onto the legs and taps are easily installed from the rear.
- Delivered in knock-down package.
- Wide range of taps are available to suit every need.
- Drainage area suitable for drying operations
- 100 mm upstand with 10 mm radius corner and 13 mm deep, designed to be used against a wall.

### Optional Accessories

- Lower shelf for 1200mm tables and sinks and for 1800 mm undercounter dishwasher sinks PNC 855145 ☐
- Set of 4 wheels (2 with brake) d. 100mm for tables and sinks (total height on wheels= 993 mm) PNC 855150 ☐
- 3-sided underframe for 1200mm tables PNC 855152 ☐
- Elbow operated mixer tap with spout 3/4", single hole PNC 855322 ☐
- Elbow operated mixer tap with short spout 3/4", single hole PNC 855323 ☐
- Foot operated mixer tap (hot and cold) with spout 3/4" PNC 855328 ☐
- Single plastic drain syphon 2 " for Sinks PNC 895313 ☐

APPROVAL: \_\_\_\_\_



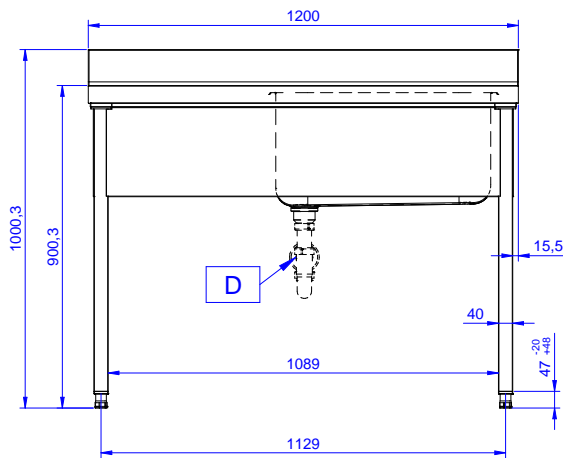
Experience the Excellence  
[www.electroluxprofessional.com](http://www.electroluxprofessional.com)



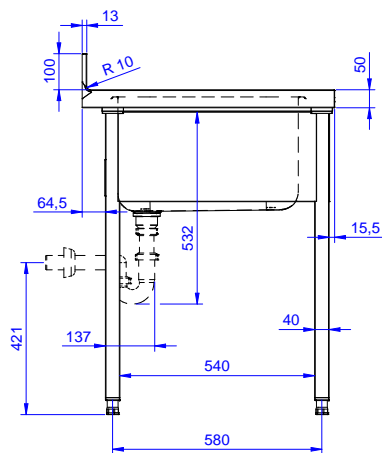
**Electrolux**  
PROFESSIONAL

## Standard Preparation 1200 mm Sink with 1 Bowl - Left Drain

Front

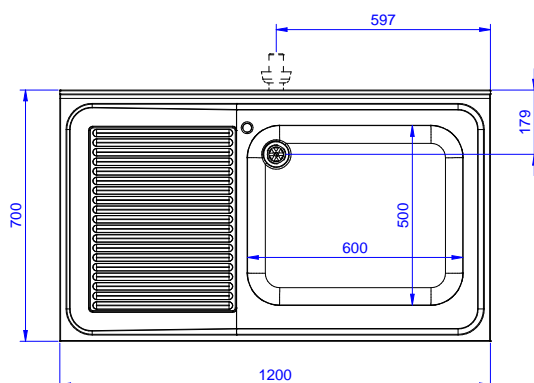


Side



D = Drain

Top



### Key Information:

External dimensions, Width:	
132805 (LG1216SXP)	1200 mm
External dimensions, Depth:	700 mm
External dimensions, Height:	1000 mm
Upstand Dimensions, Height:	100 mm
Upstand Dimensions, Depth:	13 mm
Upstand Dimensions, Radius:	R=10
Bowls number	1
Bowl dimensions	600x500xH320
Worktop thickness:	50 mm
Net weight:	42 kg

Standard Preparation  
1200 mm Sink with 1 Bowl - Left Drain

The company reserves the right to make modifications to the products without prior notice. All information correct at time of printing.

2025.06.13